

**LADDER  
INDUSTRIES**

**ROLASTAIR**




*The ultimate in safety,  
appearance & construction*

## **MOBILE LADDER STAND**

- 1" dia. steel tube construction
- Ruggedly braced and reinforced
- Standard 12" deep top platform
- Solid mig welded construction
- BIG non-skid, non-marking shoes
- Safety green enamel finish
- 42" tall guardrails on 6-step and larger
- Meets CAL/OSHA requirements
- Meets Federal OSHA/ANSI requirements

### **Optional Features**

- Guard chain with snap for entry-exit on any side of platform
- Fold down shelves
- Narrow aisle models
- Custom handrail arrangement or height
- Extra deep platform in multiples or 12"









**26H7-TT  
STANDARD  
ROLASTAIR**

Call us [today](#)


*Custom designs available  
to meet your needs...*

# Select the best unit for your application based on the required platform height

STEPS	DESCRIPTION	MODEL	PLATFORM HEIGHT	TOP WIDTH	OVERALL HEIGHT	BASE WIDTH DEPTH	WEIGHT
1	 <p><b>No Handrails</b></p> <p>Attractive and very handy in the office, library, vault, stockroom, machine shop, etc.</p>	20-1	12"	20"	12"	20" 16"	15 lbs.
		26-1	12"	26"	12"	26" 16"	20 lbs.
2	 <p>All models equipped with 4 each 2" dia. spring loaded casters and 4 each large, non-skid rubber shoes to grip the floor when in use.</p>	20-2	19"	20"	19"	21" 21"	22 lbs.
		26-2	19"	26"	19"	27" 21"	28 lbs.
3		20-3	28.5"	20"	28.5"	22" 29"	31 lbs.
		26-3	28.5"	26"	28.5"	28" 29"	35 lbs.

STEPS	DESCRIPTION	MODEL	PLATFORM HEIGHT	TOP WIDTH	OVERALL HEIGHT	BASE WIDTH DEPTH	WEIGHT
2	 <p>2 steps has 22" handrails 3-5 step has 32" tall handrails</p> <p>All models equipped with 4 each 2" dia. spring loaded casters and 4 each large non-skid rubber shoes to grip the floor when in use.</p>	20H2	19"	20"	41"	21" 21"	32 lbs.
		26H2	19"	26"	41"	27" 21"	36 lbs.
3		20H3	28.5"	20"	60.5"	22" 29"	42 lbs.
		26H3	28.5"	26"	60.5"	28" 29"	46 lbs.
4	 <p>STOP GO</p>	20H4	38"	20"	70"	24" 35"	50 lbs.
		26H4	38"	26"	70"	30" 35"	56 lbs.
5		20H5	47.5"	20"	79.5"	25.5" 41.5"	50 lbs.
		26H5	47.5"	26"	79.5"	31.5" 41.5"	56 lbs.

STEPS	DESCRIPTION	MODEL	PLATFORM HEIGHT	TOP WIDTH	OVERALL HEIGHT	BASE WIDTH DEPTH	WEIGHT
-------	-------------	-------	-----------------	-----------	----------------	---------------------	--------

6	 <p>42" tall guardrail ground platform StepJack foot controlled casters and floor lock assembly assures dependable "stop and go" safety on all ladders in this group. All StepJack mechanisms are equipped with two 3.5" swivel casters. Six through 10-step models have two 3.5" rigid casters under the platform end. Eleven through 15-step models are equipped with 5" rigid casters. Thirteen-step units and larger are equipped with 4" kick plate and are provided with a folded base for ease and economy in shipping.</p>	20H6 26H6	57" 57"	20" 26"	99" 99"	27" 48.5" 33" 48.5"	81 lbs. 90 lbs.
7		20H7 26H7	66.5" 66.5"	20" 26"	108.5" 108.6"	28.5" 55.5" 35" 55.5"	85 lbs. 106 lbs.
8		26H8	76"	26"	118"	36" 62"	116 lbs.
9		26H9	85.5"	26"	127.5"	36" 69"	126 lbs.
10		26H10	95"	26"	137"	36" 76"	135 lbs.
11		26H11	104.5"	26"	146.5"	39" 82.5"	146 lbs.
12		26H12	114"	26"	156"	42" 89"	158 lbs.
13		26H13	123.5"	26"	165.5"	45" 96"	190 lbs.
14		26H14	133"	26"	175"	48" 103"	232 lbs.
15		26H15	142.5"	26"	184.5"	52" 110"	243 lbs.

**Distributed by:**  
**Patterson Lift Trucks**  
**975 Industrial Parkway West**  
**Hayward, CA 94544**  
**Toll Free: 800-433-3827**

**LADDER INDUSTRIES**

# FOLDING ROLASTAIR




## ● MOBILE LADDER STAND

- Knock-down base and handrails
- Safety green enamel finish
- Standard 12" deep top platform
- Large 2" dia. non-skid, non-marking rubber shoes
- 1" dia. steel tube construction
- 42" tall guardrails on all models
- Meets CAL/OSHA requirements
- Meets Federal OSHA/ANSI requirements

### Optional Features:

- Extra deep platform in 12" multiples
- See standard Rolastair options

Call us [today!](tel:800-828-8888)



**F20H6TT**

STEPS	DESCRIPTION	MODEL	PLATFORM HEIGHT	TOP WIDTH	OVERALL HEIGHT	BASE WIDTH DEPTH	WEIGHT
6	All of these models are shipped fully folded to reduce shipping cost.	F20H6	57"	20"	99"	26" 46"	82 lbs.
		F26H6	57"	26"	99"	31" 46"	92 lbs.
7		F20H7	66.5"	20"	108.5"	26" 53"	89 lbs.
		F26H7	66.5"	26"	108.5"	31" 53"	108 lbs.
8	All are provided with StepJack foot controlled caster and floor lock assembly. 3 1/2" swivel casters are mounted on the StepJack. 3 1/2" rigid casters are used under platform.	F26H8	76"	26"	118"	30" 60"	122 lbs.
9		F26H9	85.5"	26"	127.5"	33" 66"	135 lbs.
10		F26H10	95"	26"	137"	36" 73"	142 lbs.
11		F26H11	104.5"	26"	146.5"	39" 80"	151 lbs.

12	All of these models have 5" rigid casters located under the platform.	F26H12	114"	26"	156"	42" 87"	181 lbs.
13		F26H13	123.5"	26"	165.5"	45" 94"	207 lbs.
14		F26H14	133"	26"	175"	48" 100"	232 lbs.
15		F26H15	142.5"	26"	184.5"	52" 107"	242 lbs.
16		F26H16	152"	26"	194"	55" 114"	274 lbs.
17		F26H17	161.5"	26"	203.5"	58" 121"	292 lbs.
18		F26H18	171"	26"	213"	61" 128"	312 lbs.
19		F26H19	180.5"	26"	222.5"	64" 135"	327 lbs.

**Distributed by:**  
**Patterson Lift Trucks**  
**975 Industrial Parkway West**  
**Hayward, CA 94544**  
**Toll Free: 800-433-3827**

